



Michelin Retread Technologies X ONE® LINE™ ENERGY D Pre-Mold™ Retread

The MICHELIN® X ONE® LINE™ ENERGY D Pre-Mold™ Retread offers SmartWay® fuel economy⁽¹⁾ with long tread life and excellent traction in a line haul energy drive retread.

BENEFITS:


SmartWay® Fuel Economy⁽¹⁾

No compromise fuel efficiency⁽¹⁾

- **Dual Energy Compound Tread**

Fuel and Mileage Layer

– Precisely balanced tread compound delivers fuel efficiency as well as exceptional wear properties (top layer)



Fuel and Durability Layer

– Cool running tread rubber minimizes internal casing temperatures for low rolling resistance and extended casing life (bottom layer)

Long Tread life

More miles

- **Dual Energy Compound Tread**

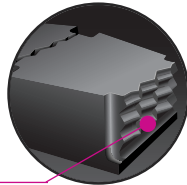
Top layer improves wear resistance

- **Winged Tread**

Provides maximum shoulder adhesion

- **Matrix™ Siping**

Lug-like performance promotes even wear for long tread life

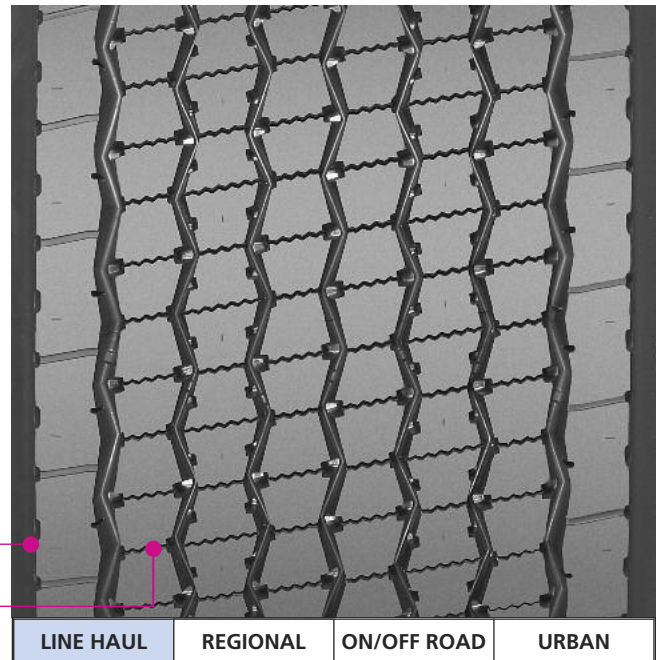


Driver Confidence

Outstanding traction

- **Matrix™ Siping**

Full depth, interlocking sipes with zig-zag walls provide thousands of biting edges for traction



Tread Size	Metric	375
	Inches	22/32"
Tread Depth	Metric	28 mm
	Inches	22/32"

(1) Based on industry standard rolling resistance testing of comparable drive tires and retreads. Actual results may vary, and may be impacted by many factors, to include road conditions, weather and environment, driver performance, etc.

(2) A premium MICHELIN® retread with special guarantee(s) when retreaded on a MICHELIN® casing. See guarantee(s) at michelintruck.com for details.

www.michelintruck.com

MICHELIN NORTH AMERICA, INC., Greenville, South Carolina, USA, 1-888-622-2306
 MICHELIN NORTH AMERICA (CANADA) INC., Laval, Quebec, Canada, 1-888-871-4444
 INDUSTRIAS MICHELIN S.A. DE C.V., Querétaro, Mexico, 011 52 442 296 1600

An Equal Opportunity Employer © 2015 Michelin North America, Inc. All rights reserved. (05/15)

